



D. KIM
Evaluation of Instruction Program Report
 23W: PUB AFF 115 DIS 1B: QUANT METHODS
 No. of responses = 2
 Enrollment = 20
 Response Rate = 10%

1. Background Information:

1.1) Year in School:

Freshman	<input type="text" value="0"/>	0	n=2
Sophomore	<input type="text" value="1"/>	1	
Junior	<input type="text" value="1"/>	1	
Senior	<input type="text" value="0"/>	0	
Graduate	<input type="text" value="0"/>	0	
Other	<input type="text" value="0"/>	0	

1.2) UCLA GPA:

Below 2.0	<input type="text" value="0"/>	0	n=2
2.0 - 2.49	<input type="text" value="0"/>	0	
2.5 - 2.99	<input type="text" value="0"/>	0	
3.0 - 3.49	<input type="text" value="0"/>	0	
3.5+	<input type="text" value="2"/>	2	
Not Established	<input type="text" value="0"/>	0	

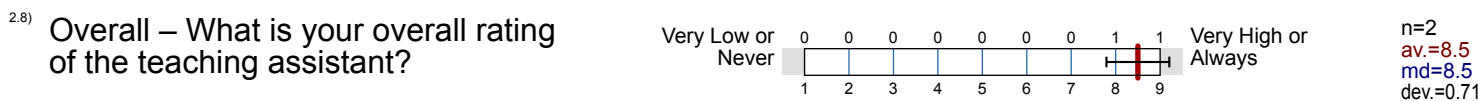
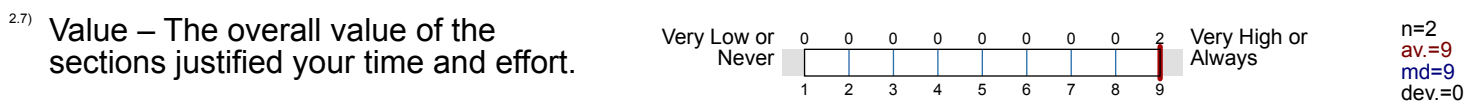
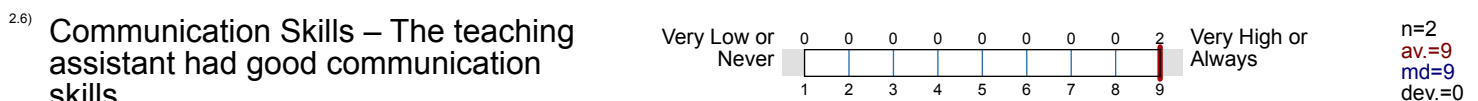
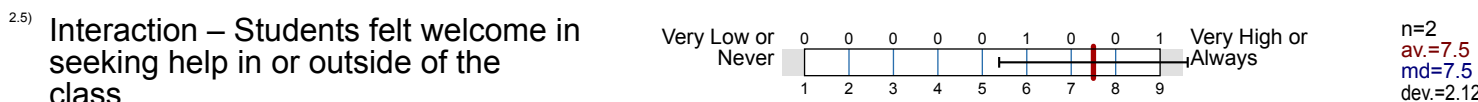
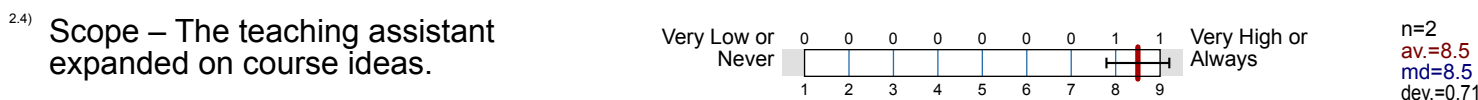
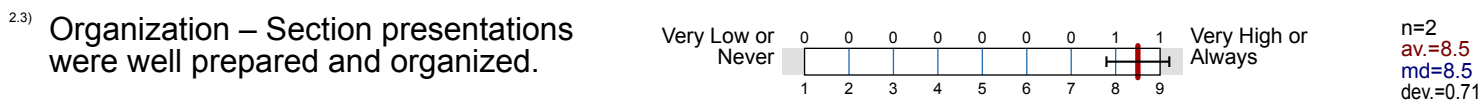
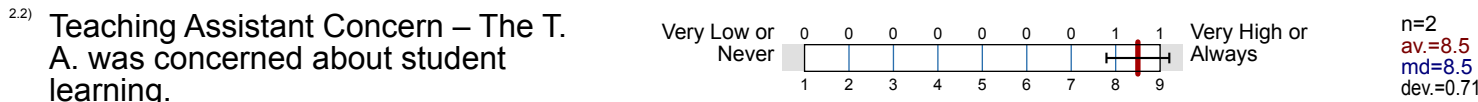
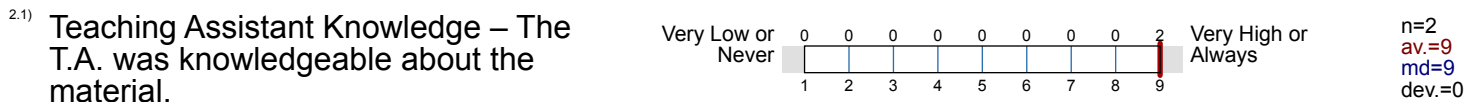
1.3) Expected Grade:

A	<input type="text" value="2"/>	2	n=2
B	<input type="text" value="0"/>	0	
C	<input type="text" value="0"/>	0	
D	<input type="text" value="0"/>	0	
F	<input type="text" value="0"/>	0	
P	<input type="text" value="0"/>	0	
NP	<input type="text" value="0"/>	0	
?	<input type="text" value="0"/>	0	

1.4) What requirements does this course fulfill?

Major	<input type="text" value="2"/>	2	n=2
Related Field	<input type="text" value="0"/>	0	
G.E.	<input type="text" value="0"/>	0	
None	<input type="text" value="0"/>	0	

2. To What Extent Do You Feel That:



3. Your View of Section Characteristics:



3.2)	Workload/pace was	Too Slow	0	2	0	Too Much	n=2 av.=2 md=2 dev.=0
3.3)	Integration of section with course was	Poor	0	0	2	Excellent	n=2 av.=3 md=3 dev.=0
3.4)	Texts, required readings	Poor	0	2	0	Excellent	n=2 av.=2 md=2 dev.=0
3.5)	Homework assignments	Poor	0	0	2	Excellent	n=2 av.=3 md=3 dev.=0
3.6)	Graded materials, examinations	Poor	0	1	1	Excellent	n=2 av.=2.5 md=2.5 dev.=0.71
3.7)	Lecture presentations	Poor	0	1	1	Excellent	n=2 av.=2.5 md=2.5 dev.=0.71
3.8)	Class discussions	Poor	0	2	0	Excellent	n=2 av.=2 md=2 dev.=0

4. Comments:

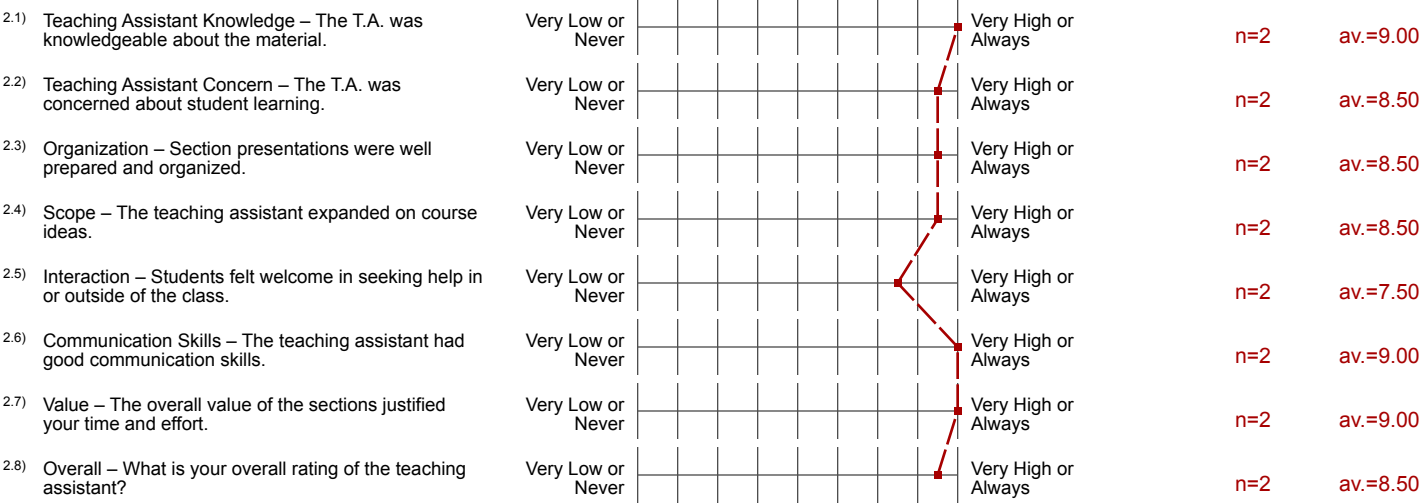
- 4.1) Please identify what you perceive to be the real strengths and weaknesses of this teaching assistant and course.
- Doeun was a very intelligent and knowledgeable TA. She was very good at expanding on course materials in our labs.
 - Ms. Kim was extremely knowledgeable about our course content. She always was able to help and even added extra advice that was extremely helpful. Students also seemed to always be comfortable going to her for help. Overall, this was an extremely strong discussion section/lab and there is almost nothing that I would change.

Profile

Subunit: PUB AFF
 Name of the instructor: D. KIM
 Name of the course: 23W: PUB AFF 115 DIS 1B: QUANT METHODS
 (Name of the survey)

Values used in the profile line: Mean

2. To What Extent Do You Feel That:



3. Your View of Section Characteristics:

