





D. KIM
Evaluation of Instruction Program Report
 22F: PUB AFF 60 DIS 1A: DATA RSRCH STATS
 No. of responses = 15
 Enrollment = 20
 Response Rate = 75%

1. Background Information:


1.1) Year in School:




1.2) UCLA GPA:



1.3) Expected Grade:



1.4) What requirements does this course fulfill?



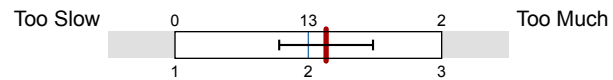
2. To What Extent Do You Feel That:

| | | | |
|------|---|--|---------------------------------------|
| 2.1) | Teaching Assistant Knowledge – The T.A. was knowledgeable about the material. | | n=15 av.=8.4 md=9 dev.=0.74 |
| 2.2) | Teaching Assistant Concern – The T.A. was concerned about student learning. | | n=15 av.=8.53 md=9 dev.=0.64 |
| 2.3) | Organization – Section presentations were well prepared and organized. | | n=15 av.=8.33 md=9 dev.=1.05 |
| 2.4) | Scope – The teaching assistant expanded on course ideas. | | n=15 av.=7.6 md=8 dev.=1.55 |
| 2.5) | Interaction – Students felt welcome in seeking help in or outside of the class. | | n=15 av.=8.47 md=8 dev.=0.52 |
| 2.6) | Communication Skills – The teaching assistant had good communication skills. | | n=15 av.=8.4 md=9 dev.=0.74 |
| 2.7) | Value – The overall value of the sections justified your time and effort. | | n=15 av.=8.13 md=9 dev.=1.25 |
| 2.8) | Overall – What is your overall rating of the teaching assistant? | | n=15 av.=8.33 md=9 dev.=0.9 |

3. Your View of Section Characteristics:

| | | | |
|------|--|--|--------------------------------------|
| 3.1) | Difficulty (relative to other courses) | | n=15 av.=2.4 md=2 dev.=0.51 |
|------|--|--|--------------------------------------|

3.2) Workload/pace was



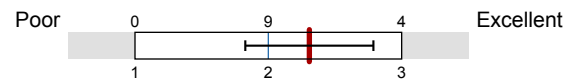
n=15
 av.=2.13
 md=2
 dev.=0.35

3.3) Integration of section with course was



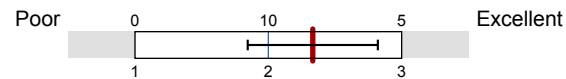
n=15
 av.=2.87
 md=3
 dev.=0.35

3.4) Texts, required readings



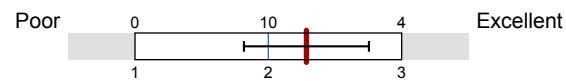
n=13
 av.=2.31
 md=2
 dev.=0.48
 ab.=2

3.5) Homework assignments



n=15
 av.=2.33
 md=2
 dev.=0.49

3.6) Graded materials, examinations



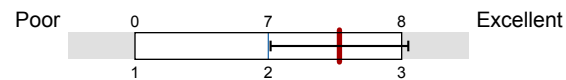
n=14
 av.=2.29
 md=2
 dev.=0.47
 ab.=1

3.7) Lecture presentations



n=15
 av.=2.6
 md=3
 dev.=0.51

3.8) Class discussions



n=15
 av.=2.53
 md=3
 dev.=0.52

4. Comments:

4.1) Please identify what you perceive to be the real strengths and weaknesses of this teaching assistant and course.

- Doen was a great T.A. It was very helpful for me to receive hands-on help with the coding but she did it in a way that we still had to work through the answers our selves and with our peers. I liked that we worked with different students in each section.
- Doeun was an excellent TA. Her discussion sections always clarified and expanded lecture material, and her expertise in R programming was valuable in troubleshooting a variety of students' erroneous code.
- Every time we were paired into groups and working on the assignment of the week it felt a little silly and wasteful of time to just raise my hand every time my code wouldn't run properly, when we could have all gone through examples together. That's really my only critique, of the format, the content was really helpful and it was great to have a space to work on the assignments with classmates.
- I love this class. Best TA and always helped during sections. Perfect balance between having students figure out problems on their own and receiving assistance from staff.
- I really liked this TA. She did a great job of answering all the questions we had.
- She was really nice and helpful but occasionally it felt like she didn't fully understand how to help. But overall she was great at explaining things and I felt really comfortable asking for help.

- Teaching assistant didn't really teach, students taught each other, wish they would explain more in class
- This discussion was very helpful and the T.A really displayed her knowledge of the subject with the discussion assignments. She was constantly updating us as well what the professor wanted from us in the assignments.
- This section was extremely useful in relation to understanding R studio and learning how to code. Given that the coding assignments take up a large portion of your grade having the TA guide the students through the assignments and help us understand our mistakes was extremely valuable in my success with the course.

Profile

Subunit: PUB AFF
 Name of the instructor: D. KIM
 Name of the course: 22F: PUB AFF 60 DIS 1A: DATA RSRCH STATS
 (Name of the survey)

Values used in the profile line: Mean

2. To What Extent Do You Feel That:

| | | | | | | | | | | | | |
|--|-------------------|--|--|--|--|--|--|--|--|---------------------|------|----------|
| 2.1) Teaching Assistant Knowledge – The T.A. was knowledgeable about the material. | Very Low or Never | | | | | | | | | Very High or Always | n=15 | av.=8.40 |
| 2.2) Teaching Assistant Concern – The T.A. was concerned about student learning. | Very Low or Never | | | | | | | | | Very High or Always | n=15 | av.=8.53 |
| 2.3) Organization – Section presentations were well prepared and organized. | Very Low or Never | | | | | | | | | Very High or Always | n=15 | av.=8.33 |
| 2.4) Scope – The teaching assistant expanded on course ideas. | Very Low or Never | | | | | | | | | Very High or Always | n=15 | av.=7.60 |
| 2.5) Interaction – Students felt welcome in seeking help in or outside of the class. | Very Low or Never | | | | | | | | | Very High or Always | n=15 | av.=8.47 |
| 2.6) Communication Skills – The teaching assistant had good communication skills. | Very Low or Never | | | | | | | | | Very High or Always | n=15 | av.=8.40 |
| 2.7) Value – The overall value of the sections justified your time and effort. | Very Low or Never | | | | | | | | | Very High or Always | n=15 | av.=8.13 |
| 2.8) Overall – What is your overall rating of the teaching assistant? | Very Low or Never | | | | | | | | | Very High or Always | n=15 | av.=8.33 |

3. Your View of Section Characteristics:

| | | | | | | | | | | | | |
|---|----------|--|--|--|--|--|--|--|--|-----------|------|----------|
| 3.1) Difficulty (relative to other courses) | Low | | | | | | | | | High | n=15 | av.=2.40 |
| 3.2) Workload/pace was | Too Slow | | | | | | | | | Too Much | n=15 | av.=2.13 |
| 3.3) Integration of section with course was | Poor | | | | | | | | | Excellent | n=15 | av.=2.87 |
| 3.4) Texts, required readings | Poor | | | | | | | | | Excellent | n=13 | av.=2.31 |
| 3.5) Homework assignments | Poor | | | | | | | | | Excellent | n=15 | av.=2.33 |
| 3.6) Graded materials, examinations | Poor | | | | | | | | | Excellent | n=14 | av.=2.29 |
| 3.7) Lecture presentations | Poor | | | | | | | | | Excellent | n=15 | av.=2.60 |
| 3.8) Class discussions | Poor | | | | | | | | | Excellent | n=15 | av.=2.53 |