





D. KIM
Evaluation of Instruction Program Report
 22S: POL SCI 179 DIS 2D: TPCS-METHODS&MODELS
 No. of responses = 6
 Enrollment = 16
 Response Rate = 37.5%

1. Background Information:

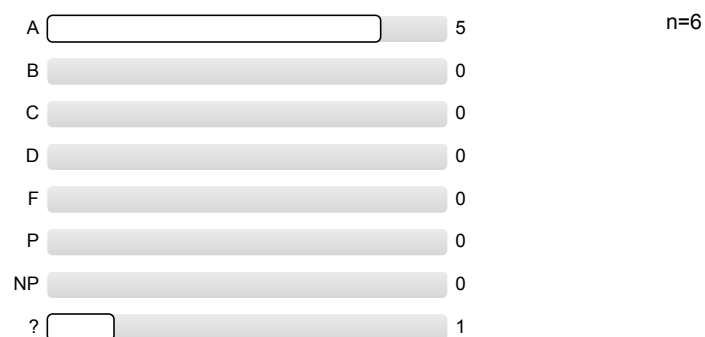
1.1) Year in School:




1.2) UCLA GPA:



1.3) Expected Grade:

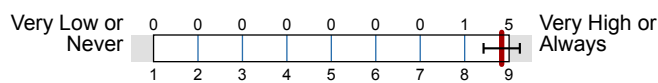


1.4) What requirements does this course fulfill?



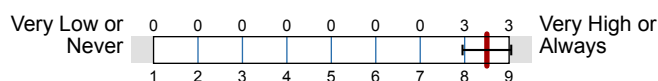
2. To What Extent Do You Feel That:

2.1) Teaching Assistant Knowledge – The T.A. was knowledgeable about the material.



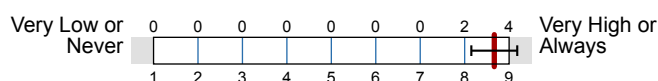
n=6
av.=8.83
md=9
dev.=0.41

2.2) Teaching Assistant Concern – The T.A. was concerned about student learning.



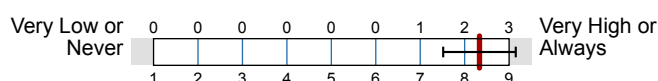
n=6
av.=8.5
md=8.5
dev.=0.55

2.3) Organization – Section presentations were well prepared and organized.



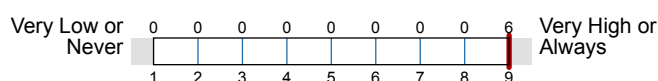
n=6
av.=8.67
md=9
dev.=0.52

2.4) Scope – The teaching assistant expanded on course ideas.



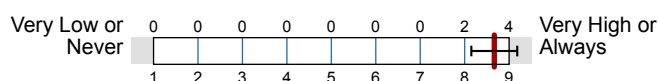
n=6
av.=8.33
md=8.5
dev.=0.82

2.5) Interaction – Students felt welcome in seeking help in or outside of the class.



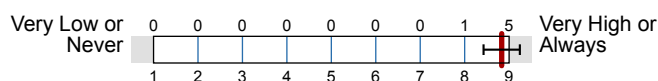
n=6
av.=9
md=9
dev.=0

2.6) Communication Skills – The teaching assistant had good communication skills.



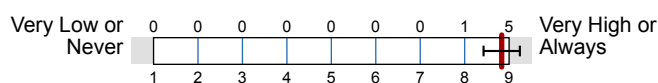
n=6
av.=8.67
md=9
dev.=0.52

2.7) Value – The overall value of the sections justified your time and effort.



n=6
av.=8.83
md=9
dev.=0.41

2.8) Overall – What is your overall rating of the teaching assistant?



n=6
av.=8.83
md=9
dev.=0.41

3. Your View of Section Characteristics:

3.1) Difficulty (relative to other courses)



n=6
av.=1.83
md=2
dev.=0.75

3.2)	Workload/pace was		n=6 av.=2 md=2 dev.=0
3.3)	Integration of section with course was		n=6 av.=2.67 md=3 dev.=0.52
3.4)	Texts, required readings		n=6 av.=2.33 md=2 dev.=0.52
3.5)	Homework assignments		n=6 av.=2.67 md=3 dev.=0.52
3.6)	Graded materials, examinations		n=5 av.=2.8 md=3 dev.=0.45 ab.=1
3.7)	Lecture presentations		n=6 av.=2.5 md=2.5 dev.=0.55
3.8)	Class discussions		n=6 av.=2.5 md=2.5 dev.=0.55

4. Comments:

- 4.1) Please identify what you perceive to be the real strengths and weaknesses of this teaching assistant and course.
- Doeun know her stuff and is always looking to help students understand. One weakness is sometimes there was too much material to cover in section
 - I LUV DOEUN <3 but seriously, Doeun has been a gem of a TA to be around. She's extremely knowledgeable about R and what the course is about, and as someone who had never touched coding prior to this class, Doeun made this bump in my knowledge easy to smooth out. I am excited for her to continue her journey as an educator!
 - I think that she does an amazing job at gauging what her students need concerning how in depth she goes into certain subjects. She makes her material very clear and is always available and friendly to help out when needed.
 - The TA was good at leading the discussion while also being nice and approachable.

Profile

Subunit: POL SCI
 Name of the instructor: D. KIM
 Name of the course: 22S: POL SCI 179 DIS 2D: TPCS-METHODS&MODELS
 (Name of the survey)

Values used in the profile line: Mean

2. To What Extent Do You Feel That:

2.1) Teaching Assistant Knowledge – The T.A. was knowledgeable about the material.	Very Low or Never									Very High or Always	n=6	av.=8.83
2.2) Teaching Assistant Concern – The T.A. was concerned about student learning.	Very Low or Never									Very High or Always	n=6	av.=8.50
2.3) Organization – Section presentations were well prepared and organized.	Very Low or Never									Very High or Always	n=6	av.=8.67
2.4) Scope – The teaching assistant expanded on course ideas.	Very Low or Never									Very High or Always	n=6	av.=8.33
2.5) Interaction – Students felt welcome in seeking help in or outside of the class.	Very Low or Never									Very High or Always	n=6	av.=9.00
2.6) Communication Skills – The teaching assistant had good communication skills.	Very Low or Never									Very High or Always	n=6	av.=8.67
2.7) Value – The overall value of the sections justified your time and effort.	Very Low or Never									Very High or Always	n=6	av.=8.83
2.8) Overall – What is your overall rating of the teaching assistant?	Very Low or Never									Very High or Always	n=6	av.=8.83

3. Your View of Section Characteristics:


3.1) Difficulty (relative to other courses)	Low								High	n=6	av.=1.83
3.2) Workload/pace was	Too Slow								Too Much	n=6	av.=2.00
3.3) Integration of section with course was	Poor								Excellent	n=6	av.=2.67
3.4) Texts, required readings	Poor								Excellent	n=6	av.=2.33
3.5) Homework assignments	Poor								Excellent	n=6	av.=2.67
3.6) Graded materials, examinations	Poor								Excellent	n=5	av.=2.80
3.7) Lecture presentations	Poor								Excellent	n=6	av.=2.50
3.8) Class discussions	Poor								Excellent	n=6	av.=2.50




D. KIM
Evaluation of Instruction Program Report
 22S: POL SCI 179 DIS 2E: TPCS-METHODS&MODELS
 No. of responses = 12
 Enrollment = 17
 Response Rate = 70.59%

1. Background Information:

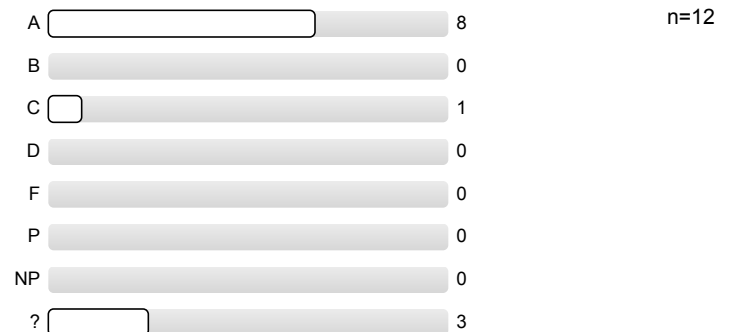
1.1) Year in School:




1.2) UCLA GPA:



1.3) Expected Grade:



1.4) What requirements does this course fulfill?



2. To What Extent Do You Feel That:

2.1) Teaching Assistant Knowledge – The T.A. was knowledgeable about the material.



n=12
av.=9
md=9
dev.=0

2.2) Teaching Assistant Concern – The T.A. was concerned about student learning.



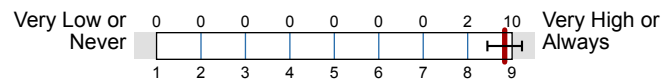
n=12
av.=9
md=9
dev.=0

2.3) Organization – Section presentations were well prepared and organized.



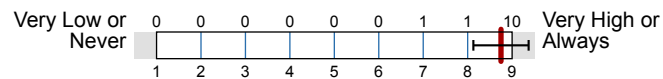
n=12
av.=8.92
md=9
dev.=0.29

2.4) Scope – The teaching assistant expanded on course ideas.



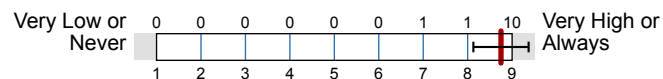
n=12
av.=8.83
md=9
dev.=0.39

2.5) Interaction – Students felt welcome in seeking help in or outside of the class.



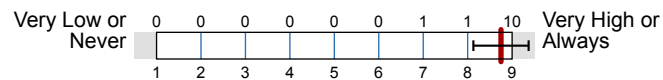
n=12
av.=8.75
md=9
dev.=0.62

2.6) Communication Skills – The teaching assistant had good communication skills.



n=12
av.=8.75
md=9
dev.=0.62

2.7) Value – The overall value of the sections justified your time and effort.



n=12
av.=8.75
md=9
dev.=0.62

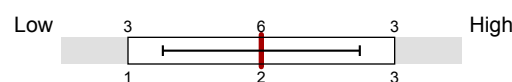
2.8) Overall – What is your overall rating of the teaching assistant?



n=12
av.=8.92
md=9
dev.=0.29

3. Your View of Section Characteristics:

3.1) Difficulty (relative to other courses)



n=12
av.=2
md=2
dev.=0.74

3.2)	Workload/pace was		n=12 av.=2.08 md=2 dev.=0.29
3.3)	Integration of section with course was		n=12 av.=2.83 md=3 dev.=0.39
3.4)	Texts, required readings		n=12 av.=2.83 md=3 dev.=0.39
3.5)	Homework assignments		n=10 av.=2.9 md=3 dev.=0.32 ab.=2
3.6)	Graded materials, examinations		n=11 av.=2.91 md=3 dev.=0.3 ab.=1
3.7)	Lecture presentations		n=12 av.=3 md=3 dev.=0
3.8)	Class discussions		n=12 av.=2.92 md=3 dev.=0.29

4. Comments:

- 4.1) Please identify what you perceive to be the real strengths and weaknesses of this teaching assistant and course.
- Deoun was a great TA who was always willing to help. Whenever I was stuck or did not know how to use an application, she would help me.
 - Doeun is a very helpful and friendly TA!
 - Doeun is such a great TA! She is an excellent helper with coding, incredibly intelligent, and overall one of the nicest and most approachable people I have ever met. She would be a perfect TA for any coding class like this one, and she is especially good at translating Professor Blair's requirements in and out of the classroom. Doeun is awesome :)
 - Doeun was really nice and super approachable, and answered all my questions almost immediately. If there was something that she wasn't sure about she would circle back as soon as she had an answer, particularly for R related questions. Great overall.
 - Doeun was very patient and knowledgeable about the course and the usage of R, which to many of us was new. They encouraged discussion during section and helped whenever we had questions.
 - Doeun is probably one of the best TAs I've had at UCLA. She has the perfect balance between professionalism and good energy, and I thoroughly enjoyed being in her section. She was extremely knowledgeable and helpful regarding course materials, but always maintained a lighthearted tone so

that we felt comfortable and engaged in class.

- Love Doeun. She is such a good TA. Very knowledgeable about the course concepts and is a very effective instructor. She is also very funny and personable which makes it easy to ask her for help when needed.
- This TA section was useful and beneficial for myself and other students. Doeun Kim properly taught the material during section and clarified any question that most students had throughout the week. Assignments were difficult, but with assistance, it was doable. She also taught other codes that would benefit us as students of PS 179. I can say that she is an amazing educator that creates a safe work environment for everyone. She's a tremendous asset to the UCLA Political Science Department.
- Very helpful in explaining r code needed for certain things and why the code was used. I liked that she didn't just give answers when we asked for help, rather helped to make sure we understood and somewhat figured it out ourselves and answered specific questions we had.

Profile

Subunit: POL SCI
 Name of the instructor: D. KIM
 Name of the course: 22S: POL SCI 179 DIS 2E: TPCS-METHODS&MODELS
 (Name of the survey)

Values used in the profile line: Mean

2. To What Extent Do You Feel That:

2.1) Teaching Assistant Knowledge – The T.A. was knowledgeable about the material.	Very Low or Never										Very High or Always	n=12	av.=9.00
2.2) Teaching Assistant Concern – The T.A. was concerned about student learning.	Very Low or Never										Very High or Always	n=12	av.=9.00
2.3) Organization – Section presentations were well prepared and organized.	Very Low or Never										Very High or Always	n=12	av.=8.92
2.4) Scope – The teaching assistant expanded on course ideas.	Very Low or Never										Very High or Always	n=12	av.=8.83
2.5) Interaction – Students felt welcome in seeking help in or outside of the class.	Very Low or Never										Very High or Always	n=12	av.=8.75
2.6) Communication Skills – The teaching assistant had good communication skills.	Very Low or Never										Very High or Always	n=12	av.=8.75
2.7) Value – The overall value of the sections justified your time and effort.	Very Low or Never										Very High or Always	n=12	av.=8.75
2.8) Overall – What is your overall rating of the teaching assistant?	Very Low or Never										Very High or Always	n=12	av.=8.92

3. Your View of Section Characteristics:


3.1) Difficulty (relative to other courses)	Low										High	n=12	av.=2.00
3.2) Workload/pace was	Too Slow										Too Much	n=12	av.=2.08
3.3) Integration of section with course was	Poor										Excellent	n=12	av.=2.83
3.4) Texts, required readings	Poor										Excellent	n=12	av.=2.83
3.5) Homework assignments	Poor										Excellent	n=10	av.=2.90
3.6) Graded materials, examinations	Poor										Excellent	n=11	av.=2.91
3.7) Lecture presentations	Poor										Excellent	n=12	av.=3.00
3.8) Class discussions	Poor										Excellent	n=12	av.=2.92




D. KIM
Evaluation of Instruction Program Report
 22S: POL SCI 179 DIS 2F: TPCS-METHODS&MODELS
 No. of responses = 7
 Enrollment = 13
 Response Rate = 53.85%

1. Background Information:

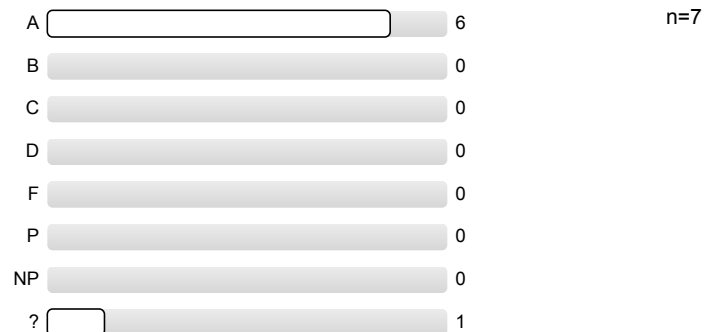
1.1) Year in School:




1.2) UCLA GPA:



1.3) Expected Grade:

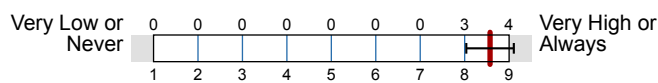


1.4) What requirements does this course fulfill?



2. To What Extent Do You Feel That:

2.1) Teaching Assistant Knowledge – The T.A. was knowledgeable about the material.



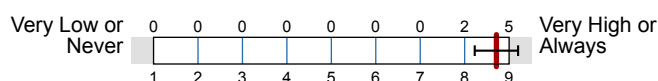
n=7
av.=8.57
md=9
dev.=0.53

2.2) Teaching Assistant Concern – The T.A. was concerned about student learning.



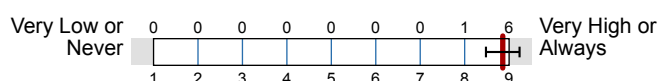
n=7
av.=8.71
md=9
dev.=0.49

2.3) Organization – Section presentations were well prepared and organized.



n=7
av.=8.71
md=9
dev.=0.49

2.4) Scope – The teaching assistant expanded on course ideas.



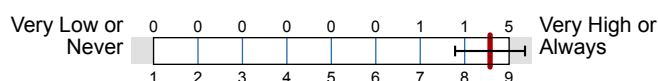
n=7
av.=8.86
md=9
dev.=0.38

2.5) Interaction – Students felt welcome in seeking help in or outside of the class.



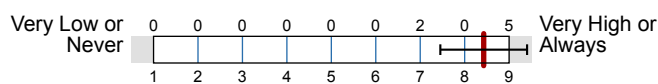
n=7
av.=8.43
md=9
dev.=0.79

2.6) Communication Skills – The teaching assistant had good communication skills.



n=7
av.=8.57
md=9
dev.=0.79

2.7) Value – The overall value of the sections justified your time and effort.



n=7
av.=8.43
md=9
dev.=0.98

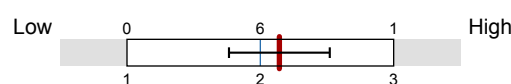
2.8) Overall – What is your overall rating of the teaching assistant?



n=7
av.=8.71
md=9
dev.=0.76

3. Your View of Section Characteristics:

3.1) Difficulty (relative to other courses)



n=7
av.=2.14
md=2
dev.=0.38

3.2)	Workload/pace was		n=7 av.=2.14 md=2 dev.=0.38
3.3)	Integration of section with course was		n=7 av.=2.71 md=3 dev.=0.49
3.4)	Texts, required readings		n=7 av.=2.57 md=3 dev.=0.53
3.5)	Homework assignments		n=6 av.=2.33 md=2.5 dev.=0.82 ab.=1
3.6)	Graded materials, examinations		n=5 av.=2.4 md=2 dev.=0.55 ab.=1
3.7)	Lecture presentations		n=7 av.=2.57 md=3 dev.=0.79
3.8)	Class discussions		n=7 av.=2.57 md=3 dev.=0.53

4. Comments:

- 4.1) Please identify what you perceive to be the real strengths and weaknesses of this teaching assistant and course.
- Doeun was incredibly understanding and knowledgeable. It felt like she was always there to guide us through everything, so I never felt lost. But we also weren't babied as she allowed us time to figure out the problems on our own. It was a perfect balance of help and self-learning to create an excellent classroom environment.
 - Good section in general!
 - I really appreciated Doeun's coding exercises during section. They were really helpful in giving me hands-on experience. Overall, Doeun was a great TA. She was always supportive, but still pushed us to try on our first.
 - I think Doeun was a great TA. I never felt intimidated to ask her for assistance and she was always very patient when explaining concepts to me. I have enjoyed her sections a lot!
 - The strengths of this teaching assistant were that the discussions were very engaging and though provoking. The assistant helped you utilize what we learned in the course and apply it to the assignments. The assistant was also very open to helping and made the information very easy to digest.

Profile

Subunit: POL SCI
 Name of the instructor: D. KIM
 Name of the course: 22S: POL SCI 179 DIS 2F: TPCS-METHODS&MODELS
 (Name of the survey)

Values used in the profile line: Mean

2. To What Extent Do You Feel That:

2.1) Teaching Assistant Knowledge – The T.A. was knowledgeable about the material.	Very Low or Never									Very High or Always	n=7	av.=8.57
2.2) Teaching Assistant Concern – The T.A. was concerned about student learning.	Very Low or Never									Very High or Always	n=7	av.=8.71
2.3) Organization – Section presentations were well prepared and organized.	Very Low or Never									Very High or Always	n=7	av.=8.71
2.4) Scope – The teaching assistant expanded on course ideas.	Very Low or Never									Very High or Always	n=7	av.=8.86
2.5) Interaction – Students felt welcome in seeking help in or outside of the class.	Very Low or Never									Very High or Always	n=7	av.=8.43
2.6) Communication Skills – The teaching assistant had good communication skills.	Very Low or Never									Very High or Always	n=7	av.=8.57
2.7) Value – The overall value of the sections justified your time and effort.	Very Low or Never									Very High or Always	n=7	av.=8.43
2.8) Overall – What is your overall rating of the teaching assistant?	Very Low or Never									Very High or Always	n=7	av.=8.71

3. Your View of Section Characteristics:

3.1) Difficulty (relative to other courses)	Low									High	n=7	av.=2.14
3.2) Workload/pace was	Too Slow									Too Much	n=7	av.=2.14
3.3) Integration of section with course was	Poor									Excellent	n=7	av.=2.71
3.4) Texts, required readings	Poor									Excellent	n=7	av.=2.57
3.5) Homework assignments	Poor									Excellent	n=6	av.=2.33
3.6) Graded materials, examinations	Poor									Excellent	n=5	av.=2.40
3.7) Lecture presentations	Poor									Excellent	n=7	av.=2.57
3.8) Class discussions	Poor									Excellent	n=7	av.=2.57